

Wriggle and Crawl

Name










These activities are for you to do at home with an adult. You can do all of them or choose the ones that you find most interesting.

Activities

1. Go on a minibeast safari to find out what creatures live in your local environment. Take photographs and draw the minibeasts that you find, then identify them using your previous knowledge, books and the internet. You could also keep a tally of how many of each minibeast you find and use squared paper to draw a bar chart of your results.



2. Choose a favourite minibeast and write sentences about its habitat. How does its habitat provide what the minibeast needs to survive?

3. With an adult, use the internet to research amazing minibeasts found in other parts of the world, such as the Borneo walking stick or the Goliath beetle. Make an information poster to showcase the facts and information that you find.



5. Draw a detailed sketch of a minibeast using pen or pencil. Use information books, online images or first-hand observation as inspiration.



- [illegible]

- 

-

A close-up photograph of a snail moving across a surface of small, light-colored gravel and pebbles. The snail's shell is a mix of brown and yellowish-tan with darker, irregular patterns. Its body is a greyish-brown color, and its two long eye stalks are extended forward.

A close-up photograph of a stick insect (Phasmatodea) clinging to a tree branch. The insect's body is long, thin, and segmented, with a mottled brown and tan pattern that perfectly blends with the bark of the branch. Its long, thin legs are also camouflaged, making it nearly invisible against the natural background. The background is a soft, out-of-focus green, suggesting a forest environment.

A close-up photograph of a dark, patterned moth resting on a rough, textured surface. The moth's wings are spread, showing intricate dark patterns on a lighter background. The surface it rests on is uneven and appears to be made of stone or concrete.

peppered moth

[illegible]

- 9.** Use information books and the internet to find out about the life cycle of a butterfly. Draw a diagram to show the stages in the right sequence. Write a sentence about what is happening at each stage.

- 10.** Use your knowledge of camouflage to design and make a 3-D model of a minibeast. Collect and use natural materials, such as leaves, twigs and bark, and a range of craft materials, including googly eyes, pipe cleaners and coloured pom poms. Place your creature outside in its natural habitat and take photos with a camera or tablet.



11. Finish your home learning by writing some sentences or explaining to an adult what you have learned about minibeasts and their habitats.

Useful websites

BBC Bitesize – What are minibeasts?

Minibeast Wildlife

The Minibeast Pack – RBKC

DKfindout! Insects

DKfindout! Spiders

Good reads

Title	Author	ISBN
The Usborne Big Book of Big Bugs and a Few Little Ones Too	Emily Bone	9780794533007
Bugs, Bees and Other Buzzy Creatures	DK Books	9781465444776
The Boy Who Lost His Bumble	Trudi Esberger	9781846436611
Creepy Crawlies: A Pocket Pop-Up	Walker Books	9781406337808
Bug Detective	Maggie Li	9781843652632
Bug Homes (Usborne Peep Inside)	Anna Milbourne	9781474950824

