




River Phonic Group

	Phonics	Maths	Talk 4 Writing
M	River Phonics - Learn to read 'y' https://www.youtube.com/watch?v=jFR1LoM6Giw	https://whiterosemaths.com/homelearning/early-years/light-and-dark-week-2/ Session 1	Practise retelling the story of the Nativity. Using the puppets that you made last week and thinking about the story map.
T	River Phonics - Learn to read 'z' https://www.youtube.com/watch?v=mTpbxjasiQI	https://whiterosemaths.com/homelearning/early-years/light-and-dark-week-2/ Session 2	Think about your favourite parts of the story. Draw 1 or 2 parts and have a go writing a phrase or sentence to go with the picture. Remember to orally rehearse your sentence first so that you know what you want to say.
W	River Phonics - Learn to read 'zz' https://www.youtube.com/watch?v=TPQhwBfKC-g	https://whiterosemaths.com/homelearning/early-years/light-and-dark-week-2/ Session 3	Have a go making a birthday card for Baby Jesus. Think carefully about the message that you may want to put in there for a young king.
T	River Phonics - Learn to read 'qu' https://www.youtube.com/watch?v=WyeO5KFntZU	https://whiterosemaths.com/homelearning/early-years/light-and-dark-week-2/ Session 4	At Christmas the Wise Men bought gifts for the infant child. Today we are going to think carefully about a gift for someone that we care about. Choose the person, think about a gift and think why you may want to give this particular gift. Draw it down.
F	River Phonics - Review https://www.youtube.com/watch?v=6HvzusTPPuE	https://whiterosemaths.com/homelearning/early-years/light-and-dark-week-2/ Session 5	Today you are going to complete the sentence: I will give (person) a (gift) because...

Letter formation rhymes

	 <p>octopus</p>	<p>Make your mouth into round shape and say o o o</p> <p>All around the octopus.</p>
---	--	--



In school we will be looking at stories that have Kings and Queens in them. We will be starting with Cinderella and then looking at The Princess and the Pea, but we will also be looking at lots of other stories during the week.

We will be:

- making castles thinking carefully about the shapes that you are using. We will be looking at rectangles and squares and noting the difference in the properties. We will be spotting the longer sides and the number of points or corners on the shapes
- making someone ruler for the day and writing down some of the rules that they would make if they were king or queen
- looking at dragons and drawing and painting them
- using matchsticks to make shapes and then making them out of other materials
- looking at the pictures of the kings and queens and then drawing pictures of ourselves as the king or queen
- making magic spells like they have in some stories
- thinking about princess power, have a look at the letter from the princess
- making swords, crowns and all things royal