







Woodland Phonic Group


In Talk 4 writing this week, we will be having a go writing a short version of the story. The story is separated into 5 writing sessions and we have given you an idea of the format that we will be using in school in the resources. Each day then, we will add a bit more to the story. When the children are writing we are encouraging them to sound out words, they do not need to be correct or copied. Use the sound mat to help with the writing.

	Phonics	Maths	Talk 4 Writing
M	Woodland Phonics - Learn to read 'g' https://www.youtube.com/watch?v=R6cOcSJLXo0 Woodland Phonics - Learn to read words https://www.youtube.com/watch?v=ag3NAwTS_Vk	https://whiterosemaths.com/homelearning/early-years/its-me-1-2-3-week-3/ Session 1	Once upon a time there were three... draw your new characters and think about words to describe them using the model of Goldilocks.
T	Woodland Phonics - Learn to read 'o' https://www.youtube.com/watch?v=wOGvbRAYqpU Woodland Phonics - Learn to read words https://www.youtube.com/watch?v=eOizFZIxTN8	https://whiterosemaths.com/homelearning/early-years/its-me-1-2-3-week-3/ Session 2	Goldilocks found a..... What type of building did Goldilocks find? Was it a house or a caravan, a tower or an imaginary house.
W	Woodland Phonics - Learn to read 'c' https://www.youtube.com/watch?v=rjHq1EbOtPE Woodland Phonics - Learn to read words https://www.youtube.com/watch?v=a_LqbZKkdIE	https://whiterosemaths.com/homelearning/early-years/its-me-1-2-3-week-3/ Session 3	Use the model of the story to think about what Goldilocks did when she went in the building. e.g. she tries playing with toys or eats a lunch
T	Woodland Phonics - Learn to read 'k' https://www.youtube.com/watch?v=au8edtdBO3w Woodland Phonics - Learn to read words https://www.youtube.com/watch?v=IpNybdpGCCc	https://whiterosemaths.com/homelearning/early-years/its-me-1-2-3-week-3/ Session 4	What happens at the end of the story when the three characters return to the building? Do they make Goldilocks say sorry, tidy up or fix things?
F	Woodland Phonics - Review https://www.youtube.com/watch?v=gY7448bXLJI Woodland Phonics - Review of the week https://www.youtube.com/watch?v=gKBsIL5m73E	https://whiterosemaths.com/homelearning/early-years/its-me-1-2-3-week-3/ Session 5	Have a go at completing the front cover of your story. Then tell your story to someone.

Letter formation rhymes

	 penguin	Bring your lips together and push them open and say p p p	Down the penguin's back, up and round its head.
	 helicopter	Open your mouth and breathe out sharply h h h	Down, up and over the helicopter
	 bear	Put your lips together and say b b b as you open them	Down bear's back, up and round his big tummy.

Funky Fingers ideas



Make a house using different materials. Twisting, sticking, cutting and picking up small bits will all help to develop the pincer movement that the children need for holding a pencil.

Once Upon a Time Ideas

Can you role play the story that you have created or have a go retelling Goldilocks? Find some props around the house to help you? You will sets of three e.g. three bowls, three pencils etc	Can you make your own Kandinsky picture using triangles and circles as a focus? See the sheet in the resources to help you.	Imagine that you are one of the three little pigs and you are building your own den. You could draw a picture first as a design and then take a photo of your den. Make some labels for your den.
Have a go painting or drawing the setting for your new story. Goldilocks found the three bears cottage in a woods. Where is your building, near the beach, on a different planet?	Make a shape picture using different shapes that you find around the house. To make it more difficult can you make a shape just using one shape e.g. for a snow person you would probably use circles etc	Look at the pictures of the Fairy tale houses and guess who you think might live in a place like this. Look at the different buildings and look at the features that tell you they are pictures from the past. Think of a Fairy tale character, what would their house look like? Can you draw a picture of it?
Set up the story of Billy Goats Gruff. Use the labels to help describe where the goats are on the bridge. If you have made up another story you may be using different characters.	Read the story of the Three Billy Goats Gruff. Can you make a story map for this story? Can you invent a different version e.g. three cars driving over the bridge or changing the troll to a different character?	Make a collection of things that have shapes on them e.g. a collection of things with triangles or circles on them. Are the triangles all the same?
Have a go making a pizza using the sheet as a model. Cut out ingredients for your pizza. Think about the shapes of the pepperoni etc	Find some things around your house that are magnetic? What do you notice about all of the things? Are there some objects that are magnetic on one side but not on the other?	Have a look at the bridge pictures and see if you can design and make a bridge of your own. Make sure it is strong enough for all that trip trapping!