







River Phonic Group

	Phonics	Maths	Talk 4 Writing
T	<p>River Phonics - Learn to read 'g' https://www.youtube.com/watch?v=R6cOcSJLXo0</p> <p>River Phonics - Learn to read words https://www.youtube.com/watch?v=aq3NAwTS_Vk</p>	<p>https://whiterosemaths.com/homelearning/early-years/its-me-1-2-3-week-2/ Session 2</p>	<p>Reread the story of Goldilocks and the three bears using the story map. Make sure that the children can retell the story using as much of the story language that they can remember.</p>
W	<p>River Phonics - Learn to read 'e' https://www.youtube.com/watch?v=aq3NAwTS_Vk</p> <p>River Phonics - Learn to read words https://www.youtube.com/watch?v=b8MBR-4H-sA</p>	<p>https://whiterosemaths.com/homelearning/early-years/its-me-1-2-3-week-2/ Session 3</p>	<p>Listen to Goldilocks and the three dinosaurs You can find this on YouTube https://www.youtube.com/watch?v=V3MJDqeDYLc</p> <p>Find some characters in your house that you could exchange for bears e.g. three princesses, three cars etc (remember to go with your child's imagination) Have a go playing with some different characters or even the setting. Use the story map to help retell the new story.</p>
T	<p>River Phonics - Learn to read 'u' https://www.youtube.com/watch?v=32QRcAD09K0</p> <p>River Phonics - Learn to read words https://www.youtube.com/watch?v=bS4588dXbdg</p>	<p>https://whiterosemaths.com/homelearning/early-years/its-me-1-2-3-week-2/ Session 4</p>	<p>Using a story map use post it notes or other paper to cover up the parts of the story that you will be changing e.g. change 3 bears to 3 cars etc and then have a go retelling the story. When you are happy with this new story can you draw some pictures of the things you changed and label them?</p>
F	<p>River Phonics - Review of the week https://www.youtube.com/watch?v=jwGpOJpJW_o</p>	<p>https://whiterosemaths.com/homelearning/early-years/its-me-1-2-3-week-2/ Session 5</p>	<p>Retell your new Goldilocks and the three.... to someone and then have a go drawing the story map of your new story. Have a go putting</p>

<p>River Phonics - Learn to read words https://www.youtube.com/watch?v=iJas_8PjSh0</p>		<p>labels on some parts of the map to help you read the story. Perform your story to someone new.</p>
---	--	--

Letter formation rhymes

 r	 <p data-bbox="734 651 833 676">rainbow</p>	<p>Show me your teeth to make a rrrr sound rrrrr rrrrr</p>	<p>From the cloud to the ground, up the arch and over the rainbow.</p>
 n	 <p data-bbox="770 995 810 1021">net</p>	<p>Open your lips a bit, put your tongue behind your teeth and make the nnnnn sound nnnnn</p>	<p>Down the stick, up and over the net.</p>
 m	 <p data-bbox="748 1337 833 1362">mouse</p>	<p>Put your lips together and make the mmmmm sound mmmmm</p>	<p>Down, up and over the mouse's ears, then add a flick on the nose.</p>

Once Upon a Time Ideas

<p>Set up your own woodland scene using a range of different materials from outside and in your house. Can you retell a traditional tale like Little Red Riding Hood or make one up of your own? Think of your characters and the setting and what might they do if they met each other?</p>	<p>Look at some pictures of old clothes in traditional tales. Talk to someone about these clothes</p> <ul style="list-style-type: none">- Do you like them?- Which characters would wear which clothes?- Do you think they are comfortable?- Which outfit do you like the best and why?	<p>Make a puppet from different materials. This might be a puppet that you could add to your Talk 4 Writing story or a completely different puppet. What character could they be and what type of story could you tell about them?</p>
<p>Have a go making your own porridge and then finding a good topping. Make sure it is just the right temperature and then taste it. Do you like it? Or perhaps you can think of another healthy breakfast for the bears. You could take a photo or draw your healthy breakfast.</p>	<p>Mr Wolf is in disguise. Use the pictures or draw one of your own and then make some different clothing for the wolf to wear. To make it a little more difficult think of the types of clothes that he might need to wear to disguise himself in a hot country or a cold country.</p>	<p>The wolf is a character in lots of traditional tales. Can you make a wanted poster to post up? You would need to carefully draw or paint the wolf and then describe lots of things about the wolf e.g. his big teeth, his long nose.</p>
<p>Can you write a sorry note from Goldilocks? Or perhaps you can think of something better to make things better for the wolf. Remember the story where Daddy Bear made Goldilocks clean up and help to fix all the things that she had broken?</p>	<p>Can you make a story map of Little Red Riding Hood or another traditional tale? We have included a picture to help you but you can have a go making your own.</p>	<p>Can you make a bed or chair that is comfortable for Goldilocks? You would need to think about all the things that make a bed or a chair comfortable and then how to make it strong so that she can't break it.</p>